


Statement Showing Shareholding Pattern								
Name of the Company :			Smart Finsec Limited					
Scrip Code :			Quarter Ended :			31.03.2015		
Category code	Category of Shareholder	Number of Shareholders	Total number of shares	Number of shares held in dematerialized form	Total shareholding as a percentage of total number of		Shares Pledged or otherwise encumbered	
					As a percentage of(A+B) ¹	As a percentage of (A+B+C)	Number of shares	As a percentage
(A)	Shareholding of Promoter and Promoter Group²							
	1 Indian							
(a)	Individuals/ Hindu Undivided Family	7	2017000	1832900	67.23	67.23	Nil	Nil
(b)	Central Government/ State Government(s)	Nil	Nil	Nil	Nil	Nil	Nil	Nil
(c)	Bodies Corporate	Nil	Nil	Nil	Nil	Nil	Nil	Nil
(d)	Financial Institutions/ Banks	Nil	Nil	Nil	Nil	Nil	Nil	Nil
(e)	Any Others(Specify)	Nil	Nil	Nil	Nil	Nil	Nil	Nil
	Sub Total(A)(1)	7	2017000	1832900	67.23	67.23	Nil	Nil
	2 Foreign							
a	Individuals (Non-Residents Individuals/ Foreign Individuals)	Nil	Nil	Nil	Nil	Nil	Nil	Nil
b	Bodies Corporate	Nil	Nil	Nil	Nil	Nil	Nil	Nil
c	Institutions	Nil	Nil	Nil	Nil	Nil	Nil	Nil
d	Any Others(Specify)	Nil	Nil	Nil	Nil	Nil	Nil	Nil
	Sub Total(A)(2)	Nil	Nil	Nil	Nil	Nil	Nil	Nil
	Total Shareholding of Promoter and Promoter Group (A)= (A)(1)+(A)(2)	7	2017000	1832900	67.23	67.23	Nil	Nil
(B)	Public shareholding							
	1 Institutions							
(a)	Mutual Funds/ UTI	Nil	Nil	Nil	Nil	Nil	Nil	Nil
(b)	Financial Institutions/ Banks	Nil	Nil	Nil	Nil	Nil	Nil	Nil
(c)	Central Government/ State Government(s)	Nil	Nil	Nil	Nil	Nil	Nil	Nil
(d)	Venture Capital Funds	Nil	Nil	Nil	Nil	Nil	Nil	Nil
(e)	Insurance Companies	Nil	Nil	Nil	Nil	Nil	Nil	Nil
(f)	Foreign Institutional Investors	Nil	Nil	Nil	Nil	Nil	Nil	Nil
(g)	Foreign Venture Capital Investors	Nil	Nil	Nil	Nil	Nil	Nil	Nil
(h)	Any Other (specify)	Nil	Nil	Nil	Nil	Nil	Nil	Nil
	Sub-Total (B)(1)	Nil	Nil	Nil	Nil	Nil	Nil	Nil
	B 2 Non-institutions							
(a)	Bodies Corporate	Nil	Nil	Nil	Nil	Nil	Nil	Nil
(b)	Individuals							
i	Individuals -i. Individual shareholders holding nominal share capital up to Rs 1 lakh	511	184800	1600	6.16	6.16	Nil	Nil
ii	Individual shareholders holding nominal share capital in excess of Rs. 1 lakh.	8	791900	0	26.40	26.40	Nil	Nil
(c)	Any Other (specify)	3	6300	0	0.21	0.21	Nil	Nil
	Sub-Total (B)(2)	522	983000	1600	32.77	32.77	Nil	Nil
(B)	Total Public Shareholding (B)= (B)(1)+(B)(2)	522	983000	1600	32.77	32.77	Nil	Nil
	TOTAL (A)+(B)	529	3000000	1834500	32.77	32.77	Nil	Nil
(C)	Shares held by Custodians and against which Depository Receipts have been issued	Nil	Nil	Nil	Nil	Nil	Nil	Nil
	GRAND TOTAL (A)+(B)+(C)	529	3000000	1834500	100	100	Nil	Nil

For SMART FINSEC LIMITED

Sohama
Company Secretary

(I)(b) Statement showing Shareholding of persons belonging to the category			
"Promoter and Promoter Group"			
Sr. No.	Name of the shareholder	Total shares held	
		Number of shares	As a % of grand total (A) +(B) +(C)
1	Jatinder Kumar Khera	418100	13.94
2	Sachit Khera	142700	4.76
3	Sunaina Khera	135700	4.52
4	Arun Khera HUF	372500	12.41
5	Arun Khera	377000	12.57
6	Raman Khera	393800	13.12
7	Vimmi Sachdev	177200	5.91
TOTAL		2017000	67.23

For SMART FINSEC LIMITED


Company Secretary

**(I)(c) Statement showing Shareholding of persons belonging to the category
“Public” and holding more than 1% of the total number of shares**

Sr. No.	Name of the shareholder	Number of shares	Shares as a percentage of total number of shares {i.e., Grand Total (A)+(B)+(C) indicated in Statement at para (I)(a) above}
1	Ashok Gambhir	113500	3.78
2	Jogesh Sachdev	93700	3.12
3	Puja	81500	2.72
4	Sanjeev Sethi	107200	3.57
5	Prem Babu Tripathi	71700	2.39
6	Upasana Gupta	128300	4.28
7	Pramod Arora	128000	4.27
8	Subhash Gambhir	68000	2.27
TOTAL		791900	26.40

For SMART FINSEC LIMITED


 Company Secretary

(I)(d) Statement showing details of locked-in shares

Sr. No.	Name of the shareholder	Number of locked-in shares	Locked-in shares as a percentage of total number of shares {i.e., Grand Total (A)+(B)+(C) indicated in Statement at para (I)(a) above}
1			
2	NOT APPLICABLE	NIL	NIL
TOTAL			

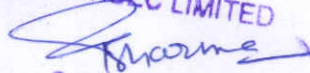
For SMART FINSEC LIMITED


Company Secretary

(II)(a) Statement showing details of Depository Receipts (DRs)

Sr. No.	Type of outstanding DR (ADRs, GDRs, SDRs, etc.)	Number of outstanding DRs	Number of shares underlying outstanding DRs	Shares underlying outstanding DRs as a percentage of total number of shares {i.e., Grand Total (A)+(B)+(C) indicated in Statement at para (I)(a) above}
1				
2	NOT APPLICABLE	NIL	NIL	NIL
TOTAL				

For SMART FINSEC LIMITED




Company Secretary

(II)(b) Statement showing Holding of Depository Receipts (DRs), where underlying shares are in excess of 1% of the total number of shares

Sr. No.	Name of the DR Holder	Type of outstanding DR (ADRs, GDRs, SDRs, etc.)	Number of shares underlying outstanding DRs	Shares underlying outstanding DRs as a percentage of total number of shares (i.e., Grand Total (A)+(B)+(C) indicated in Statement at para (I)(a) above)
1	Arun Khera	377000	NIL	NIL
2	Arun Khera HUF	372500	NIL	NIL
3	Raman Khera	393800	NIL	NIL
4	Sachit Khera	142700	NIL	NIL
5	Sunaina	128800	NIL	NIL
6	Jatinder Khera	418100	NIL	NIL
7				
8				
9				
	Not Applicable			
TOTAL		1832900		

For SMART FINSEC LIMITED


Company Secretary